

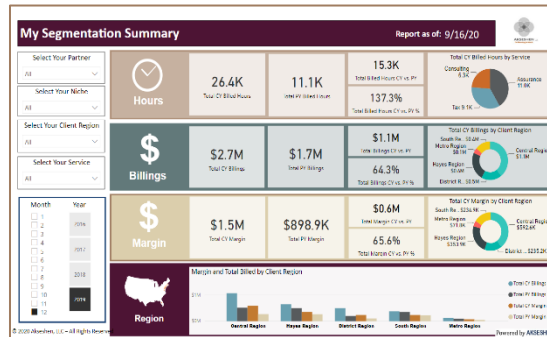
THERE'S GOT TO BE A BETTER WAY

WE KNOW THAT EVERYONE CAN IDENTIFY THE PLACES IN THEIR DAY-TO-DAY ACTIVITIES WHERE THEY WISH THAT THEY HAD BETTER ANALYTICAL RESULTS. THE INABILITY TO SEE NEEDED INFORMATION CREATES BUSINESS INTERRUPTION AS VALUABLE RESOURCES TRY TO MAKE SENSE OF WHAT THEY SEE. THIS OFTEN LEADS TO HEATED DISCUSSIONS AND RAISED ANXIETIES, WHILE PROVIDING NO REAL PATH TO RESOLUTION. A CYCLE THAT WILL THEN REPEAT ON A DAILY, WEEKLY, MONTHLY BASIS....WASITED TIME.

ANALYTICS THAT GET YOU NOTICED

- Focused on the KPI's that run your business.
- Improves alignment of reported numbers across the organization.
- Visual simplification – you can see your numbers in a compelling yet simple view and convey your story seamlessly.
- Enhanced agility – updates happen quickly, results can be communicated immediately and reviewed on the go.

Topical Reporting Dashboards Taking Your Analytics to The Next Level



What we do – We solve analytical and reporting problems for companies and enable the correct line of sight to the business results that leaders need to properly assess their position and make informed decisions. .

How we do it – We understand common business analytics pain-points and their causes in your organization. We bring that together with the data analytical process understanding to achieve the right data, in the right view at the right time.

We use a very streamlined project approach to development of template, assess need, create timeline, work to deliver to that timeline.

What you get out of it - We help organizations formulate, adopt, and implement data-driven solutions that increase profitability and efficiency inside departmental areas of responsibility and beyond for the entire organization.

In the end you have streamlined, aligned and flexible reporting that everyone agrees with and trusts.

OUR ANALYTICS TEMPLATES:

- **Excel** – Using standardized capabilities to create enhanced evaluation analytics with limited automations to slice and dice broad data-based information on command into more tailored visualizations.
- **Power Query/Power Pivot Dashboards** – Advanced Excel, creating automatically updating data models via Power Query in conjunction with Power Pivot and other advanced excel capabilities to create navigational dashboards that are easy to navigate and explore results.
- **Power BI** – The ultimate in integration, integrity, and portability. Performance dashboarding that allows you to explore your business key performance indicators. Publishable and fully portable, available to review in the Power BI App on the go.



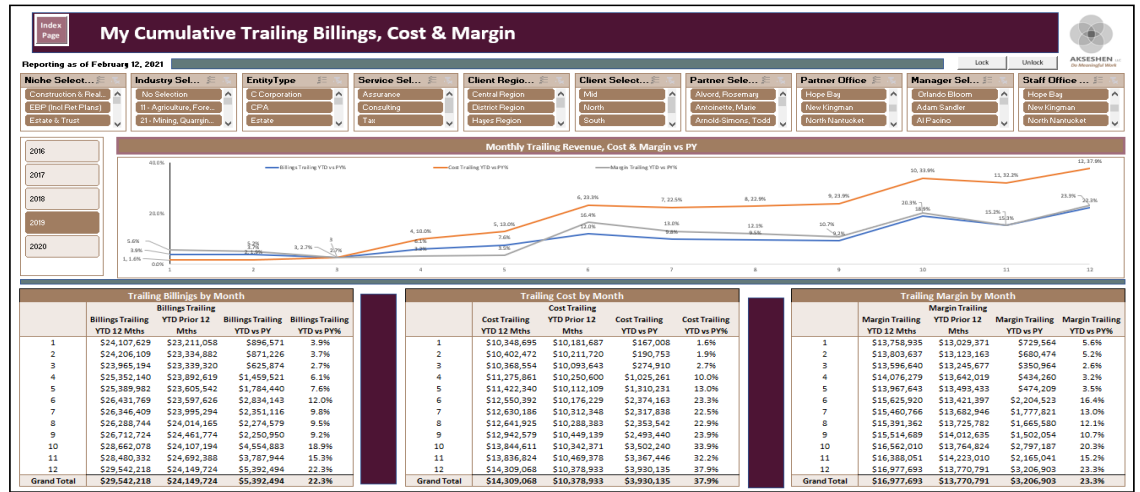
Need some examples? Here you go...

ANALYTIC DASHBOARDS TO FIT YOUR NEEDS:

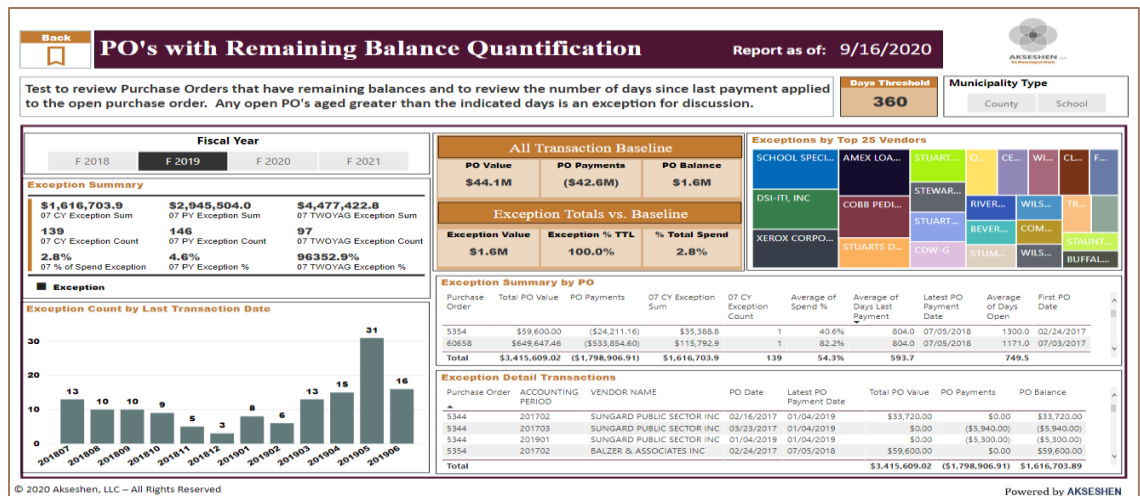
AUTOMATED CONNECTED AND READY TO UPDATE AT DESIRED INTERVALS. REDUCES YOUR WORKLOAD WITH THE CLICK OF A BUTTON.

ENGAGING RELIANCE ON ANALYTICAL RESULTS THAT ACHIEVES BETTER CONSENSUS ACROSS YOUR ORGANIZATION. PEOPLE WILL BE INTERESTING IN USING THESE FLEXIBLE DASHBOARDS.

FLEXIBLE THE POWER OF LARGE DATASETS IN THE BACKGROUND ALLOWS FOR NAVIGATIONAL DRILLING AND PROVIDES YOUR ORGANIZATION WITH CONSOLIDATED YET FLEXIBLE VIEWS OF YOUR BUSINESS RESULTS.



Excel based Dashboard with Power Query and Data Model derived information. Using all the capabilities of MS Excel suite to create meaningful financial comparisons. Directly connected to the data for fast updates and to enable the ability to explore and dive into trends.



Power BI – Fully automated, this example is focused on Procurement activity. Model analyzes 100% of transactional level activity, allows for navigation and diving, provides customizable thresholds, multiple years, and updates automatically. Publishable, can be viewed on PC/Tablet/Phone with Power BI program (free). The ultimate in portable analytics.

For more information on our training services please contact us!

For more information, please visit www.akseshen.com and download our Analytic Spreadsheet and Dashboard PowerPoint, which covers everything you could ever want to know about what we offer



Powered by Akseshen LLC – Do Meaningful Work

todd@akseshen.com

773-230-0571

www.akseshen.com